

# A Market Design Perspective on the HFT Debate: The Case for Frequent Batch Auctions

Eric Budish, University of Chicago

The Evolving Structure of the US Treasury Market

Oct 2015

## A Simple Idea: Discrete-Time Trading

- ▶ My research identifies a simple structural flaw in the design of modern financial exchanges
- ▶ HFT has both positive and negative aspects – many of the negative aspects are *symptoms* of this structural flaw
- ▶ The flaw is that trading occurs in “continuous time”
  - ▶ Orders processed one-at-a-time in order of receipt (serial)
  - ▶ In a race, someone is always first (even if by a nanosecond)
- ▶ Solution: trade in “discrete time”
  - ▶ Time in units of e.g. 100ms or 10ms. (very fast, but a long time for a computer)
  - ▶ Orders processed all-at-once at end of time interval, using an auction (batch processing)
- ▶ Benefits of discrete-time trading, aka “frequent batch auctions”
  - ▶ Enhances liquidity: competition on speed -> price
  - ▶ Eliminates latency arbitrage. Stops the latency arms race
  - ▶ Simplifies the market computationally – for exchanges, regulators, algos, investors

# The Case for Frequent Batch Auctions

*A simple idea: discrete-time trading.*

1. Empirical facts: continuous markets don't "work" in continuous time
  - ▶ Market correlations completely break down.
  - ▶ Frequent mechanical arbitrage opportunities.
  - ▶ Mechanical arbs → arms race. Arms race does not compete away the arbs, looks like a "constant".
2. Root flaw: continuous-time trading
  - ▶ Mechanical arbs are "built in" to the market design. Sniping.
  - ▶ Harms liquidity.
  - ▶ Induces a never-ending, socially wasteful, arms race for speed.
3. Solution: frequent batch auctions
  - ▶ Competition on speed → competition on price.
  - ▶ Enhances liquidity and stops the arms race.
  - ▶ Simplifies the market computationally

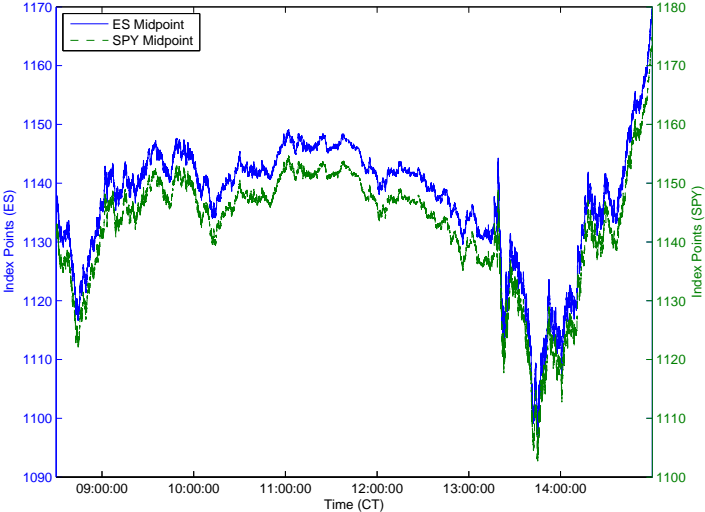
# The Case for Frequent Batch Auctions

*A simple idea: discrete-time trading.*

1. **Empirical facts: continuous markets don't "work" in continuous time**
  - ▶ **Market correlations completely break down.**
  - ▶ **Frequent mechanical arbitrage opportunities.**
  - ▶ **Mechanical arbs  $\rightarrow$  arms race. Arms race does not compete away the arbs, looks like a "constant".**
2. Root flaw: continuous-time trading
  - ▶ Mechanical arbs are "built in" to the market design. Sniping.
  - ▶ Harms liquidity.
  - ▶ Induces a never-ending, socially wasteful, arms race for speed.
3. Solution: frequent batch auctions
  - ▶ Competition on speed  $\rightarrow$  competition on price.
  - ▶ Enhances liquidity and stops the arms race.
  - ▶ Simplifies the market computationally

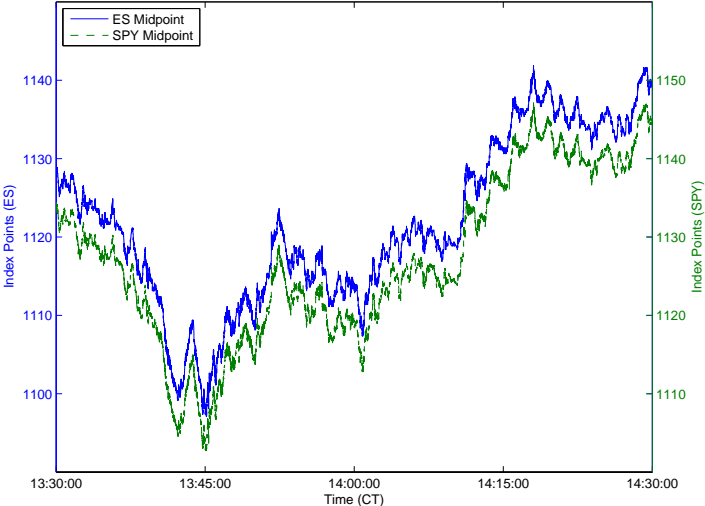
# Market Correlations Break Down at High Frequency

ES vs. SPY: 1 Day



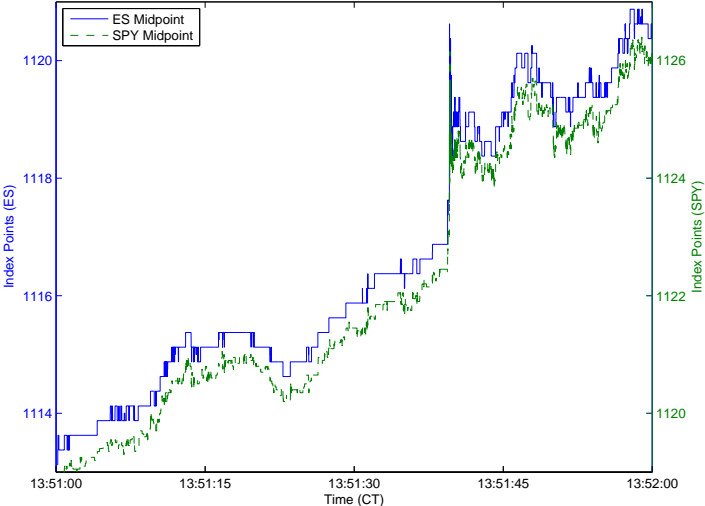
# Market Correlations Break Down at High Frequency

ES vs. SPY: 1 hour



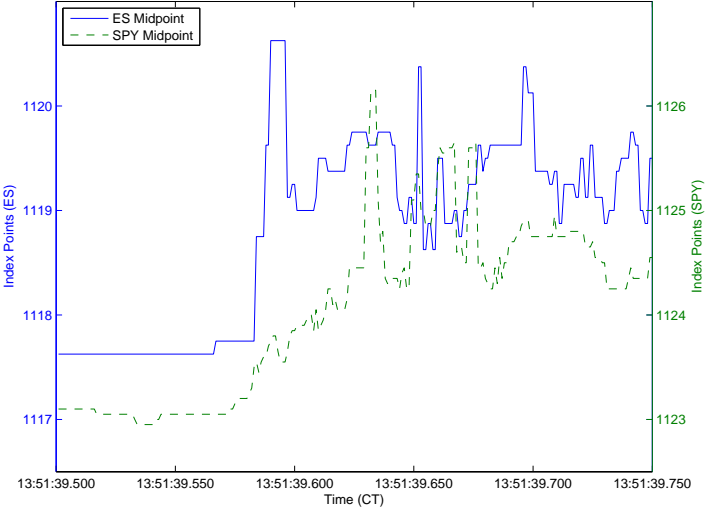
# Market Correlations Break Down at High Frequency

ES vs. SPY: 1 minute



# Market Correlations Break Down at High Frequency

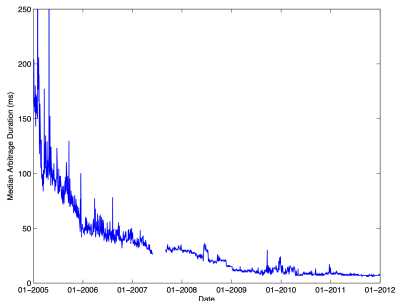
ES vs. SPY: 250 milliseconds



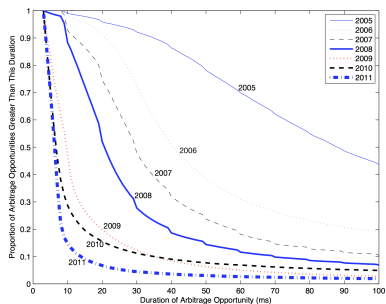


# Arb Durations over Time: 2005-2011

## Median over time

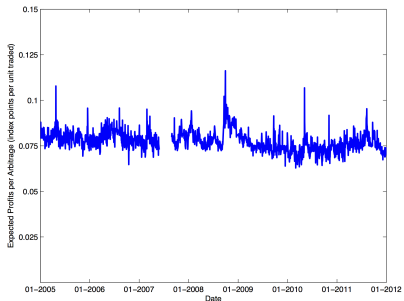


## Distribution by year

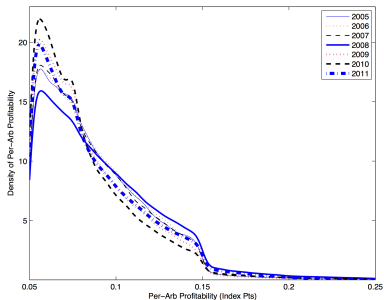


# Arb Per-Unit Profits over Time: 2005-2011

## Median over time

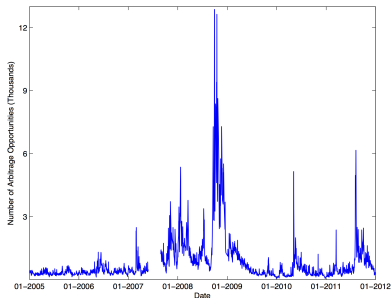


## Distribution by year

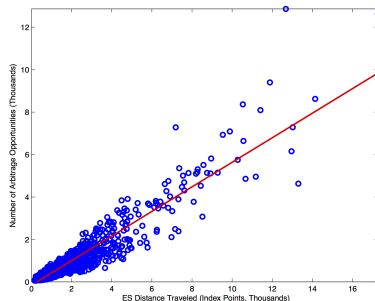


# Arb Frequency over Time: 2005-2011

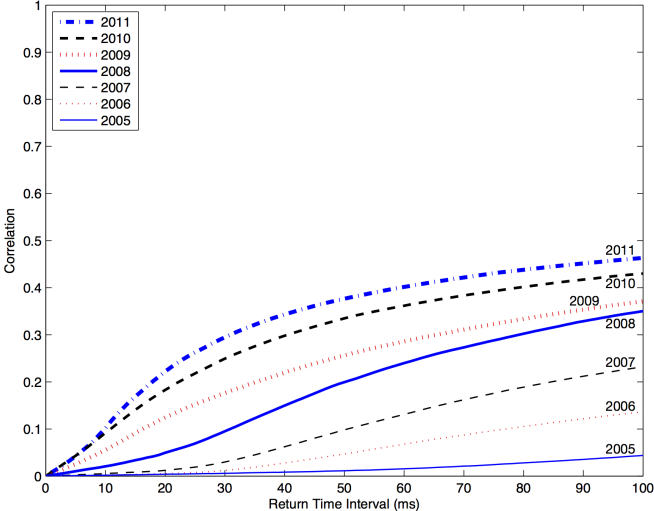
## Frequency over time



## Frequency vs. Volatility



# Correlation Breakdown Over Time: 2005-2011



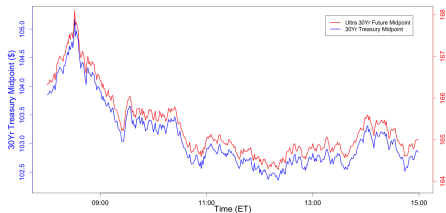
# Latency Arb and Arms Race are “Constants” of the Market Design

To summarize:

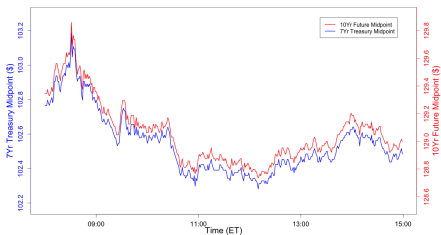
- ▶ Competition does increase the speed requirements for capturing arbs (“raises the bar”)
- ▶ Competition does not reduce the size or frequency of arb opportunities
- ▶ Suggests we should think of latency arbitrage and the resulting arms race as a “constant” of the current market design

# Analogy to the US Treasury Market

30 year ultra future vs. 30 year cash



10 year future vs. 7 year cash



# Other Highly Correlated Pairs

## Partial List

E-mini S&P 500 Futures (ES) vs. SPDR S&P 500 ETF (SPY)	Australian Dollar Futures (6B) vs. Spot AUDUSD
E-mini S&P 500 Futures (ES) vs. iShares S&P 500 ETF (IVV)	Swiss Franc Futures (6S) vs. Spot USDCHF
E-mini S&P 500 Futures (ES) vs. Vanguard S&P 500 ETF (VOO)	Canadian Dollar Futures (6C) vs. Spot USDCAD
E-mini S&P 500 Futures (ES) vs. ProShares Ultra (2x) S&P 500 ETF (SSO)	Gold Futures (GC) vs. miNY Gold Futures (QQ)
E-mini S&P 500 Futures (ES) vs. ProShares UltraPro (3x) S&P 500 ETF (UPRO)	Gold Futures (GC) vs. Spot Gold (XAUUSD)
E-mini S&P 500 Futures (ES) vs. ProShares Short S&P 500 ETF (SH)	Gold Futures (GC) vs. E-micro Gold Futures (MGC)
E-mini S&P 500 Futures (ES) vs. ProShares Ultra (2x) Short S&P 500 ETF (SDS)	Gold Futures (GC) vs. SPDR Gold Trust (GLD)
E-mini S&P 500 Futures (ES) vs. ProShares UltraPro (3x) Short S&P 500 ETF (SPXU)	Gold Futures (GC) vs. iShares Gold Trust (IAU)
E-mini S&P 500 Futures (ES) vs. 500 Constituent Stocks	miNY Gold Futures (QQ) vs. E-micro Gold Futures (MGC)
E-mini S&P 500 Futures (ES) vs. 9 Select Sector SPDR ETFs	miNY Gold Futures (QQ) vs. Spot Gold (XAUUSD)
E-mini S&P 500 Futures (ES) vs. E-mini Dow Futures (YM)	miNY Gold Futures (QQ) vs. SPDR Gold Trust (GLD)
E-mini S&P 500 Futures (ES) vs. E-mini Nasdaq 100 Futures (NQ)	miNY Gold Futures (QQ) vs. iShares Gold Trust (IAU)
E-mini S&P 500 Futures (ES) vs. E-mini S&P MidCap 400 Futures (EMD)	E-micro Gold Futures (MGC) vs. SPDR Gold Trust (GLD)
E-mini S&P 500 Futures (ES) vs. Russell 2000 Index Mini Futures (TF)	E-micro Gold Futures (MGC) vs. iShares Gold Trust (IAU)
E-mini Dow Futures (YM) vs. SPDR Dow Jones Industrial Average ETF (DIA)	E-micro Gold Futures (MGC) vs. Spot Gold (XAUUSD)
E-mini Dow Futures (YM) vs. ProShares Ultra (2x) Dow 30 ETF (DDM)	Market Vectors Gold Miners (GDX) vs. Direxion Daily Gold Miners Bull 3x (NUGT)
E-mini Dow Futures (YM) vs. ProShares UltraPro (3x) Dow 30 ETF (UDOW)	Silver Futures (SI) vs. miNY Silver Futures (QI)
E-mini Dow Futures (YM) vs. ProShares Short Dow 30 ETF (DOG)	Silver Futures (SI) vs. iShares Silver Trust (SLV)
E-mini Dow Futures (YM) vs. ProShares Ultra (2x) Short Dow 30 ETF (DXD)	Silver Futures (SI) vs. Spot Silver (XAGUSD)
E-mini Dow Futures (YM) vs. ProShares UltraPro (3x) Short Dow 30 ETF (SDOW)	miNY Silver Futures (QI) vs. iShares Silver Trust (SLV)
E-mini Dow Futures (YM) vs. 30 Constituent Stocks	miNY Silver Futures (QI) vs. Spot Silver (XAGUSD)
E-mini Nasdaq 100 Futures (NQ) vs. ProShares QQQ Trust ETF (QQQ)	Platinum Futures (PL) vs. Spot Platinum (XPTUSD)
E-mini Nasdaq 100 Futures (NQ) vs. Technology Select Sector SPDR (XLK)	Palladium Futures (PA) vs. Spot Palladium (XPDUSD)
E-mini Nasdaq 100 Futures (NQ) vs. 100 Constituent Stocks	Eurodollar Futures Front Month (ED) vs. (12 back month contracts)
Russell 2000 Index Mini Futures (TF) vs. iShares Russell 2000 ETF (IWM)	10 Yr Treasury Note Futures (ZN) vs. 5 Yr Treasury Note Futures (ZF)
Euro Stoxx 50 Futures (FESX) vs. Xetra DAX Futures (FDAX)	10 Yr Treasury Note Futures (ZN) vs. 30 Yr Treasury Bond Futures (ZB)
Euro Stoxx 50 Futures (FESX) vs. CAC 40 Futures (FCE)	10 Yr Treasury Note Futures (ZN) vs. 7-10 Yr Treasury Note
Euro Stoxx 50 Futures (FESX) vs. iShares MSCI EAFE Index Fund (EFA)	2 Yr Treasury Note Futures (ZT) vs. 1-2 Yr Treasury Note
Nikkei 225 Futures (NIY) vs. MSCI Japan Index Fund (EWJ)	2 Yr Treasury Note Futures (ZT) vs. iShares Barclays 1-3 Yr Treasury Fund (SHY)
Financial Sector SPDR (XLF) vs. Constituents	5 Yr Treasury Note Futures (ZF) vs. 4-5 Yr Treasury Note
Financial Sector SPDR (XLF) vs. Direxion Daily Financial Bull 3x (FAS)	30 Yr Treasury Bond Futures (ZB) vs. iShares Barclays 20 Yr Treasury Fund (TLT)
Energy Sector SPDR (XLE) vs. Constituents	30 Yr Treasury Bond Futures (ZB) vs. ProShares UltraShort 20 Yr Treasury Fund (TBT)
Industrial Sector SPDR (XLI) vs. Constituents	30 Yr Treasury Bond Futures (ZB) vs. ProShares Short 20 Year Treasury Fund (TBF)
Cons. Staples Sector SPDR (XLP) vs. Constituents	30 Yr Treasury Bond Futures (ZB) vs. 15+ Yr Treasury Bond
Materials Sector SPDR (XLB) vs. Constituents	Crude Oil Futures Front Month (CL) vs. (6 back month contracts)
Utilities Sector SPDR (XLU) vs. Constituents	Crude Oil Futures (CL) vs. ICE Brent Crude (B)
Technology Sector SPDR (XLK) vs. Constituents	Crude Oil Futures (CL) vs. United States Oil Fund (USO)
Health Care Sector SPDR (XLV) vs. Constituents	Crude Oil Futures (CL) vs. ProShares Ultra DJ-UBS Crude Oil (UCO)
Cons. Discretionary Sector SPDR (XLY) vs. Constituents	Crude Oil Futures (CL) vs. iPath S&P Crude Oil Index (OIL)
SPDR Homebuilders ETF (XHB) vs. Constituents	ICE Brent Crude Front Month (B) vs. (6 back month contracts)
SPDR S&P 500 Retail ETF (XRT) vs. Constituents	ICE Brent Crude (B) vs. United States Oil Fund (USO)
Euro FX Futures (6E) vs. Spot EURUSD	ICE Brent Crude (B) vs. ProShares Ultra DJ-UBS Crude Oil (UCO)
Japanese Yen Futures (6J) vs. Spot USDJPY	ICE Brent Crude (B) vs. iPath S&P Crude Oil Index (OIL)
British Pound Futures (6B) vs. Spot GBPUSD	Natural Gas (Henry Hub) Futures (NG) vs. United States Nat Gas Fund (UNG)

# The Case for Frequent Batch Auctions

*A simple idea: discrete-time trading.*

1. Empirical facts: continuous markets don't "work" in continuous time
  - ▶ Market correlations completely break down.
  - ▶ Frequent mechanical arbitrage opportunities.
  - ▶ Mechanical arbs → arms race. Arms race does not compete away the arbs, looks like a "constant".
2. **Root flaw: continuous-time trading**
  - ▶ **Mechanical arbs are "built in" to the market design.**
  - ▶ **Sniping.**
  - ▶ **Harms liquidity .**
  - ▶ **Induces a never-ending, socially wasteful, arms race for speed.**
3. Solution: frequent batch auctions
  - ▶ Competition on speed → competition on price.
  - ▶ Enhances liquidity and stops the arms race.
  - ▶ Simplifies the market computationally



## Model: Key Idea

Key idea: think about mechanical arbitrages from a liquidity provider's perspective

- ▶ Suppose there is a publicly observable news event that causes his quotes to become “stale”
  - ▶ E.g., a change in the price of a highly correlated security (ES, 10yr), Fed announcement, company announcement (WMT)
- ▶ Liquidity provider will try to adjust his stale quotes
- ▶ At same time, many others will try to “snipe” his stale quotes
- ▶ In a continuous limit order book, messages are processed one-at-a-time in *serial* ...
- ▶ so the 1 usually loses the race against the Many ...
- ▶ Even if he, too, is at the cutting edge of speed

## Model: 3 Key Takeaways

1. Mechanical arbs like ES-SPY are “built in” to the market design
  - ▶ *Symmetrically observed public information creates arbitrage rents.*
  - ▶ This isn't supposed to happen in an efficient market.
  - ▶ OK to make money from asymmetric information, but symmetric information is supposed to get into prices for free. Market failure.
2. Profits from mechanical arbs come at the expense of liquidity provision
  - ▶ In a competitive market, sniping costs get passed on to investors.
  - ▶ Thinner markets, wider bid-ask spreads.
3. Sniping creates a never-ending race for speed
  - ▶ Snipers: win race to pick off stale quotes.
  - ▶ Liquidity providers: get out of the way of the snipers!

# The Case for Frequent Batch Auctions

*A simple idea: discrete-time trading.*

1. Empirical facts: continuous markets don't "work" in continuous time
  - ▶ Market correlations completely break down.
  - ▶ Frequent mechanical arbitrage opportunities.
  - ▶ Mechanical arbs → arms race. Arms race does not compete away the arbs, looks like a "constant".
2. Root flaw: continuous-time trading
  - ▶ Mechanical arbs are "built in" to the market design. Sniping.
  - ▶ Harms liquidity.
  - ▶ Induces a never-ending, socially wasteful, arms race for speed.
3. **Solution: frequent batch auctions**
  - ▶ **Competition on speed → competition on price.**
  - ▶ **Enhances liquidity and stops the arms race.**
  - ▶ **Simplifies the market computationally**

# Frequent Batch Auctions: Overview

- ▶ High level: analogous to the current market design but for two key differences
  - ▶ Time is treated as discrete, not continuous
  - ▶ Orders are processed in batch, not serial

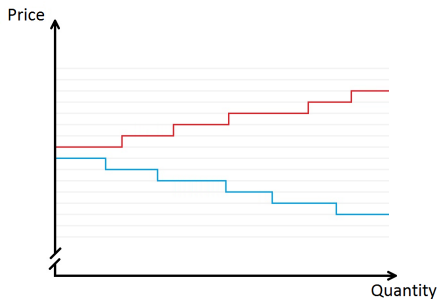
## Frequent Batch Auctions: Definition

- ▶ During the batch interval (eg 100ms) traders submit bids and asks
  - ▶ Can be freely modified, withdrawn, etc.
  - ▶ If an order is not executed in the batch at time  $t$ , it automatically carries over for  $t + 1, t + 2, \dots$ ,
  - ▶ Just like standard limit orders
- ▶ At the end of each interval, the exchange “batches” all of the outstanding orders, and computes market-level supply and demand curves
- ▶ If supply and demand intersect, then all transactions occur at the same market-clearing price (“uniform price”)
- ▶ Priority: still price-time, but treat time as discrete. Orders submitted in the same batch interval have the same priority. Pro-rata to break ties.
- ▶ Information policy: info is disseminated in discrete time. After each auction, all orders active for the auction displayed publicly
  - ▶ Activity during the interval is not displayed publicly (gaming)
  - ▶ Discrete time analogue of current practice in a CLOB market

# Frequent Batch Auctions: 3 Cases

## Case 1: Nothing happens during the batch interval

- ▶ Very common case: most instruments, most 100ms periods (or shorter), there is zero trade
- ▶ All outstanding orders carry forward to next interval
- ▶ Analogous to displayed liquidity in a LOB market

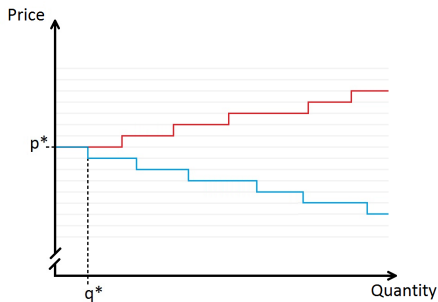


Case 1: No Trade

# Frequent Batch Auctions: 3 Cases

## Case 2: Small amount of trade

- ▶ Example: an investor arrives wanting to buy a small amount at market
- ▶ Demand will cross supply at the bottom of the supply curve
- ▶ Analogous to trading at the ask in a LOB market



Case 2: Investor Buys  $q^*$

# Frequent Batch Auctions: 3 Cases

## Case 3: Burst of activity in the interval

- ▶ Example: there is public news (jump in ES, 10yr, WMT, Fed, etc) and many algos respond
- ▶ In this case, FBA and CLOB are importantly different
- ▶ CLOB: process burst of activity based on order of receipt: competition on speed
- ▶ FBA: process burst of activity using an auction: competition on price
- ▶ Helps liquidity in 2 ways
  1. Liquidity providers have until end of interval to adjust their quotes to reflect new info
    - ▶ Being tiny bit slower than competition almost never matters
  2. Liquidity providers are protected by the auction: get a market consensus price based on new info
    - ▶ No more sniping. Public information induces price competition, not speed competition



# Computational Benefits of Discrete Time

- ▶ Overall
  - ▶ Continuous-time markets implicitly assume that computers and communications technology are infinitely fast.
  - ▶ Discrete time respects the limits of computers and communications. Computers are fast but not infinitely so.
- ▶ Exchanges
  - ▶ Eliminates backlog problem (65ms on 10/15/2014, even for state-of-art matching engine)
  - ▶ Simplifies message processing (CME trade vs. book update issue)
  - ▶ Clock sync becomes simple
- ▶ Algos
  - ▶ Reduce incentive to trade off robustness for speed
- ▶ Regulators
  - ▶ Simplifies audit trail: no need to adjust for latency, relativity
  - ▶ “Level playing field” in access to public info – impossible in continuous time
- ▶ Investors
  - ▶ Easier to assess best execution.

# Costs and Benefits of Frequent Batch Auctions

- ▶ Benefits
  - ▶ Enhanced liquidity
  - ▶ Eliminate socially wasteful arms race
  - ▶ Computational benefits of discrete time
- ▶ Costs
  - ▶ Investors must wait until the end of the batch interval to transact
  - ▶ Unintended consequences (but: remember that the continuous market has itself had numerous unintended consequences which discrete time addresses)

# Alternative Responses to the HFT Arms Race

- ▶ Numerous alternative responses: mostly address symptoms, not root cause
- ▶ “Bans” on HFT
  - ▶ Message ratios, minimum resting times
  - ▶ Misunderstand cause and effect
  - ▶ Resting times likely to exacerbate sniping
- ▶ Taxes on HFT
  - ▶ Transaction tax directionally addresses sniping but is a blunt instrument
    - ▶ tax would need to be large to effect the arms race
    - ▶ cost gets passed on to investors
  - ▶ Cancellation tax would increase cost of liquidity provision, which naturally requires cancellations as prices move
  - ▶ Tax avoidance + increased complexity

## So, What Next?

- ▶ How do we get from continuous-time  $\rightarrow$  discrete-time?
- ▶ Approach 1: private sector innovation.
  - ▶ Chicago question: if this is such a good idea, why hasn't an exchange already tried it?
  - ▶ Potential frictions:
    - ▶ Coordination challenge
    - ▶ Regulatory ambiguities
    - ▶ Vested interests in the current market structure
- ▶ Approach 2: regulatory intervention
  - ▶ Potential friction: chicken-and-egg problem
    - ▶ Regulatory authorities want a high level of proof (rightly so).
    - ▶ But, to fully prove the case, someone has to try it first.
- ▶ Two things we can hopefully all agree on
  1. Value of a pilot test (e.g., in a specific cash treasury market)
  2. Data availability for researchers (currently either very expensive or altogether impossible)