

Liquidity and Stress Testing

Darrell Duffie
Stanford University

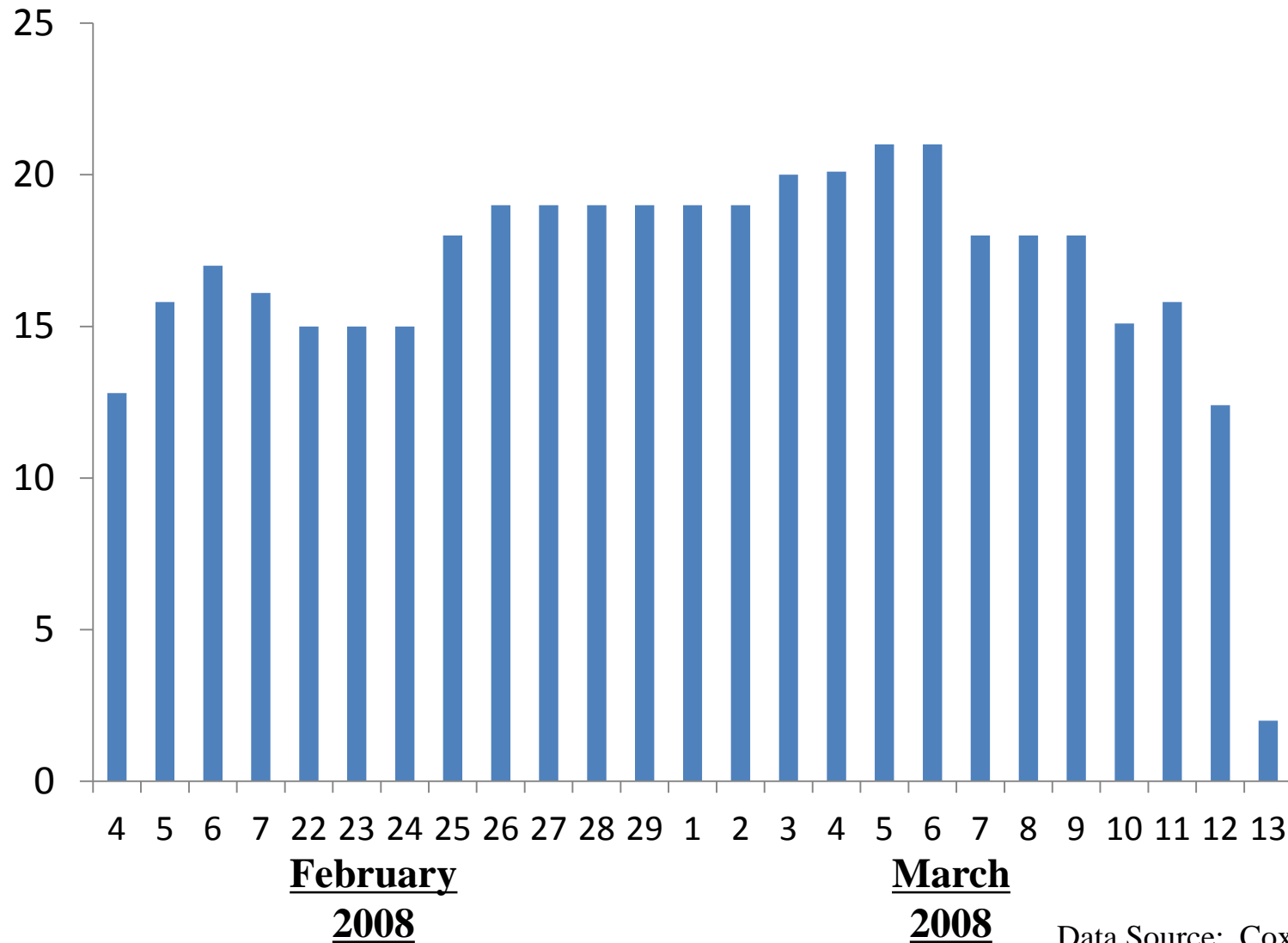
Financial Advisory Roundtable

Federal Reserve Bank of New York

June 8, 2012

I am grateful for assistance from Tobias Adrian, Beverly Hirtle, Antoine Martin, and especially Sujit Kapadia for access to charts illustrating the Bank of England RAMSI model. Potential conflicts of interest at www.stanford.edu/~duffie/

Bear Stearns' Liquidity Pool (\$ billions)



Data Source: Cox (2008)

Liquidity Stress Testing

- Objective: To test the ability of banks to meet near-term payment obligations, under funding loss and other counterparty cash drains.
- Liquidity loss can cause failure for almost any “well capitalized” bank, absent central bank LOLR.
- Place emphasis on central-bank-eligible unencumbered assets, bank-level and system-wide.
- Consider a “resolution liquidity” modeling.

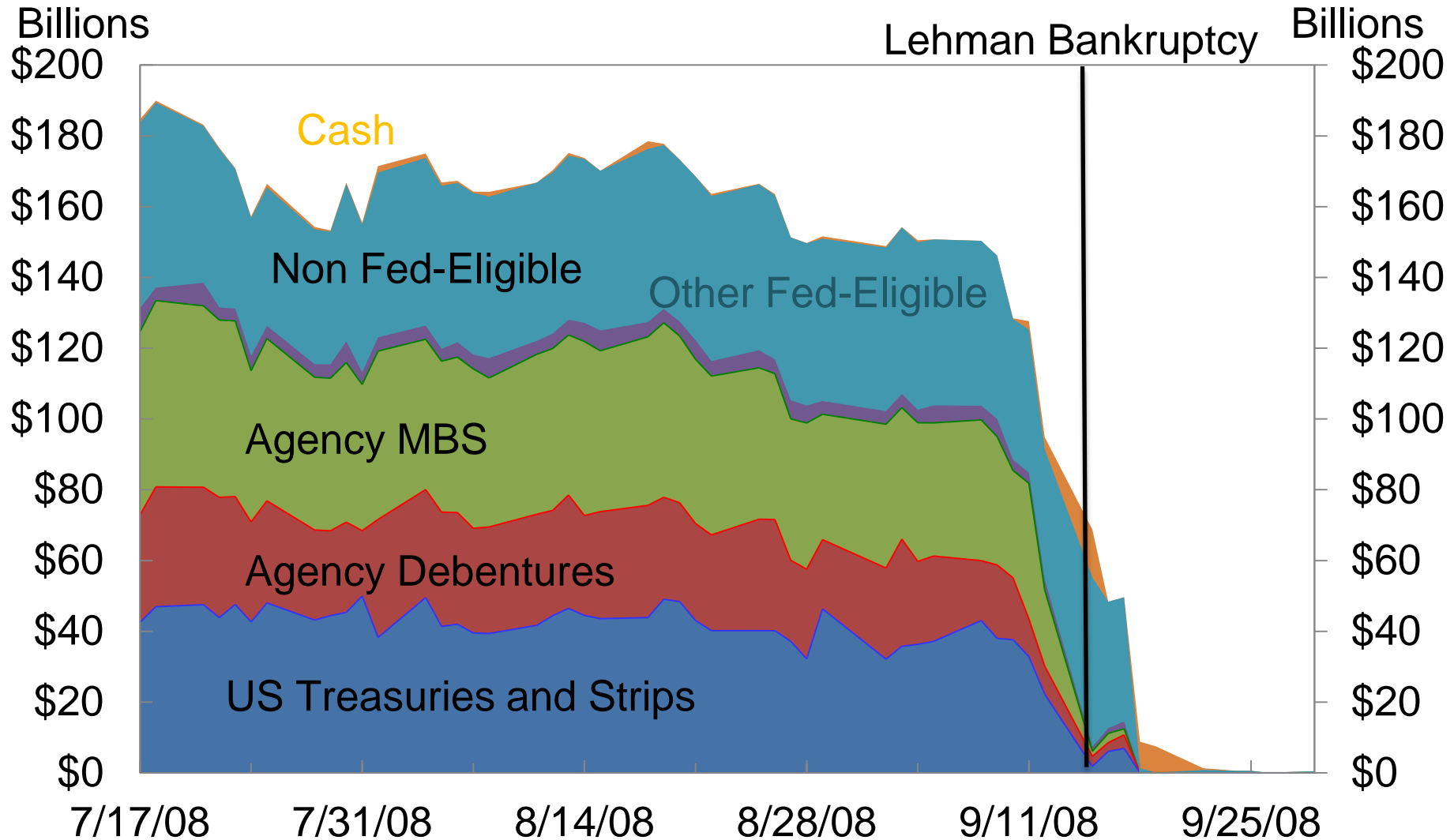
Test Approaches

- Bank-internal liquidity risk models (e.g. R. Fiedler).
- Scenario tests, such as the Basel Liquidity Coverage Ratio (LCR) test, are based on deterministic stresses.
- Balance-sheet liquidity measures (e.g. Brunnermeier-Gorton-Krishnamurthy, NSFR) are “health indicators.”
- Probabilistic or dynamic stress models, such as RAMSI, are richer and highly model dependent.
- RAMSI and the Basel Net Stable Funding Ratio are based on short-run capital sufficiency, not cash flows.

Sources of Liquidity Stress

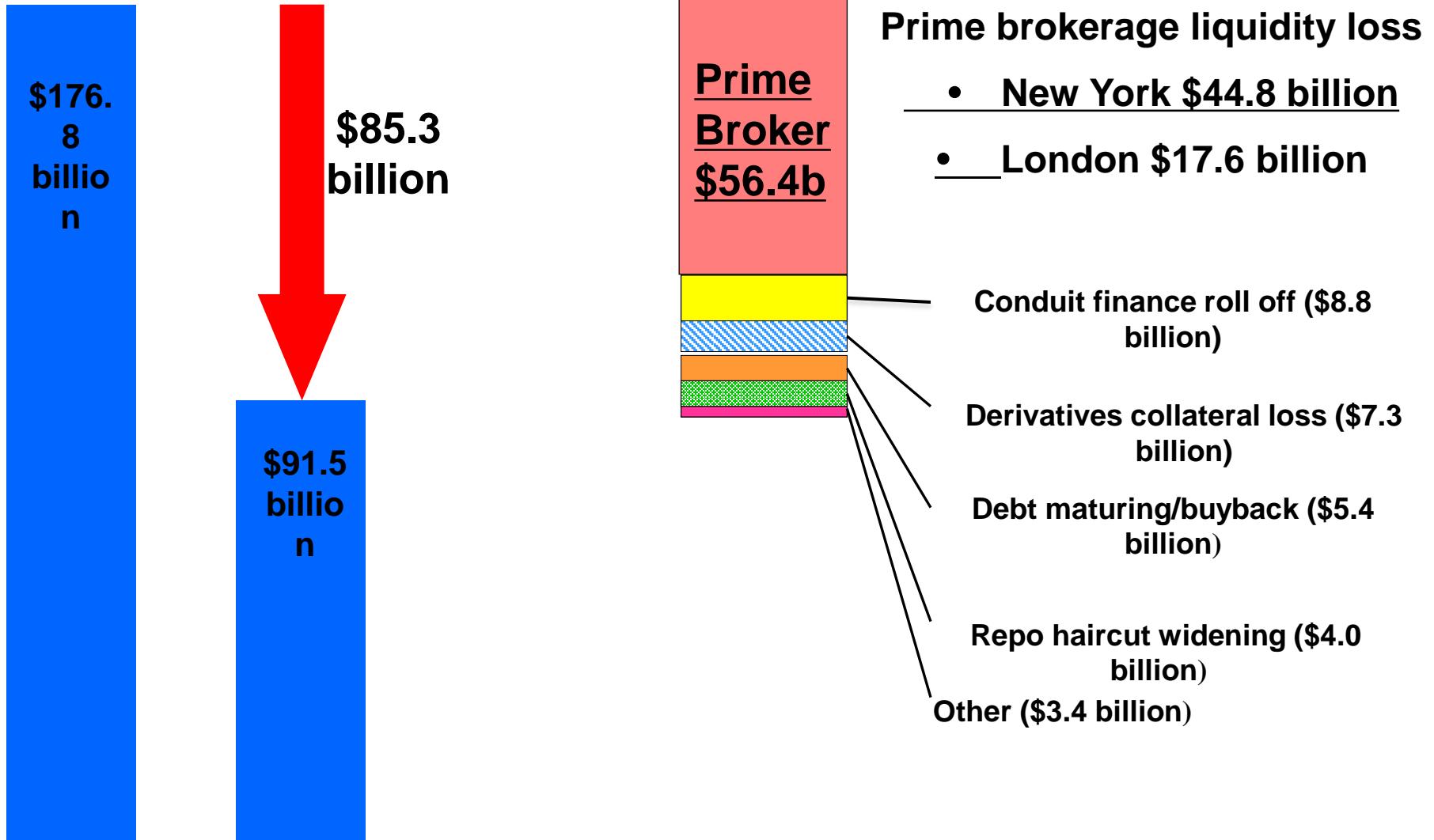
- Scheduled contractual gross cash outflows.
- Counterparty runs (deposit runs, cash hoarding, drawing on lines, prime brokerage runoff, “extra” collateral calls, ...)
- Lost access to funding: runoff, haircut increases, closure of interbank credit market, payment-settlement infrastructure failure (e.g. BONY on 9/11).
- Correlated shocks to prices and bid-ask spreads.
- Signaling: discretionary cash flows to customers.
- Requirement to continue passing liquidity stress test!

Lehman's tri-party repo book



Source: Copeland, Martin, Walker (2011) FRBNY

Morgan Stanley's Liquidity Loss Sept. 12-22, 2008



Tiered Liquidity Sources

- Unencumbered assets (cash, pledgeable assets).
- Rolled over and new funding (not reliable).
- Drawing on lines and derivatives upfronts (not reliable).
- Emergency cash capital infusions (CoCos don't apply here, liquidity equity puts might work).
- Fire sales.
- Merger.
- Nationalization.
- Failure resolution liquidity (stays, DIP financing).

Liquidity Alerts

- “Unencumbered” assets can be false (e.g. Valukas).
- Funding markets can “close” due to adverse selection.
- Contractual claims to cash can fail (e.g. repo, margins).
- Changes in clearing agreements are hard to refuse.
- Prime brokers rely on customers to fund each other.
- Typical metrics do not cover intra-day cash drains.
- Section 23a liquidity to a broker dealer is limited.
- CCP default guarantee fund calls are unlimited in cases.
- Cash hoarding has network externalities.

Liquidity Coverage Ratio > 100%

Numerator

Cash sources

- Unencumbered assets.
- Liquidity and risk based haircuts.
- At most 40% Level 2.

Denominator

Cash sinks

- Total net cash outflows over 30 calendar days.
- Outflows – Min {inflows; 75% of outflows} .
- Tabular run/draw rates.
- 3-notch downgrade impact.

LCR Alerts

- LCR tests net cash at 30 days, not before (R. Fiedler).
- No haircut on Basel 0%-weight “liquid” government securities.
- As little as 5% of “stable” deposits are assumed to run.
- Other runoff ratios seem arbitrary or “negotiated.”
- “Other contingent funding obligations” left up to nation (MMF support, derivatives margin,...).
- Prime brokerage liquidity risk is not well covered.
- Repos assumed not to fail.

Net Stable Funding Ratio > 100%

Numerator

Weighted funding

- Tier 1&2 capital (100%)
- preferred stock > 1 yr.
- Liabilities >1 yr.
- Stable deposits (90%)
- Other deposits (80%)
- Non-financial wholesale funding (50%)
- Other funding (0%)

Denominator

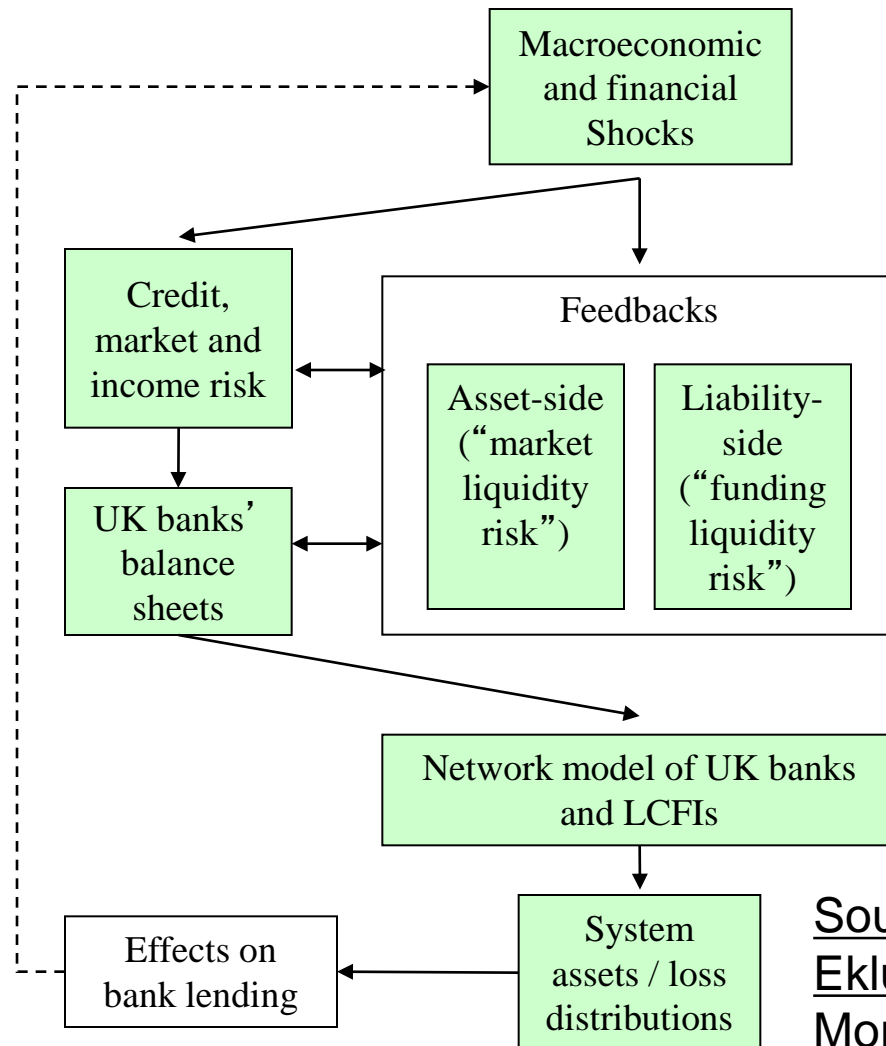
Weighted assets

- (weights based on liquidity and encumbrance)
- Cash 0%.
 - Unencumbered gold 50%.
 -
 - Encumbered loans 100%.

Other Basel III Liquidity Metrics

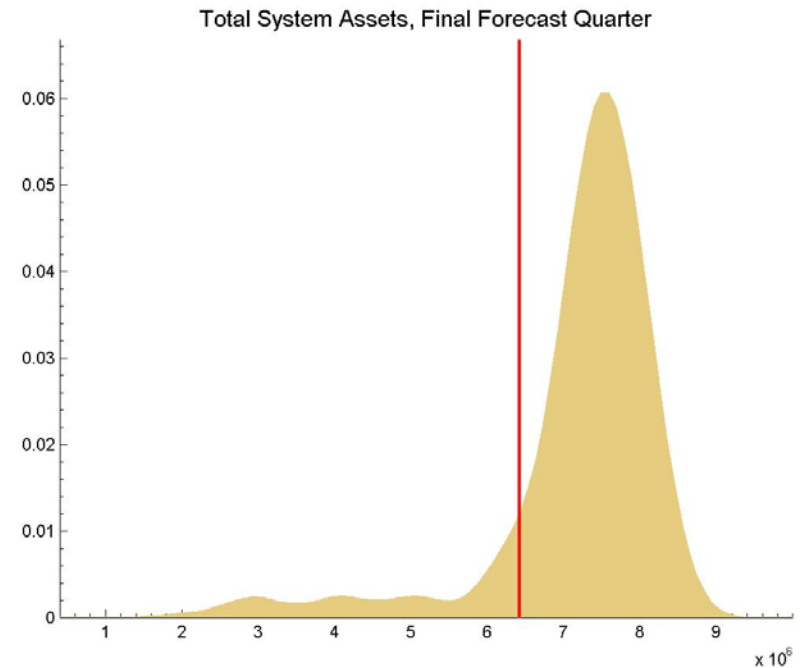
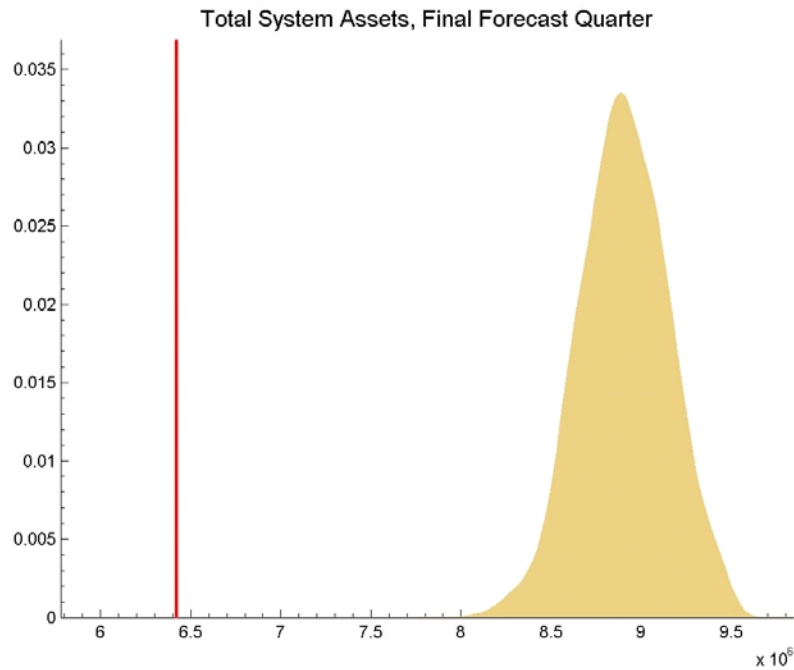
- Contractual maturity mismatch.
- Concentration of funding (by provider, instrument, and currency).
- Available unencumbered assets.
- LCR by significant currency.
- Market-related monitoring tools (e.g. CDS).

RAMSI Model Architecture



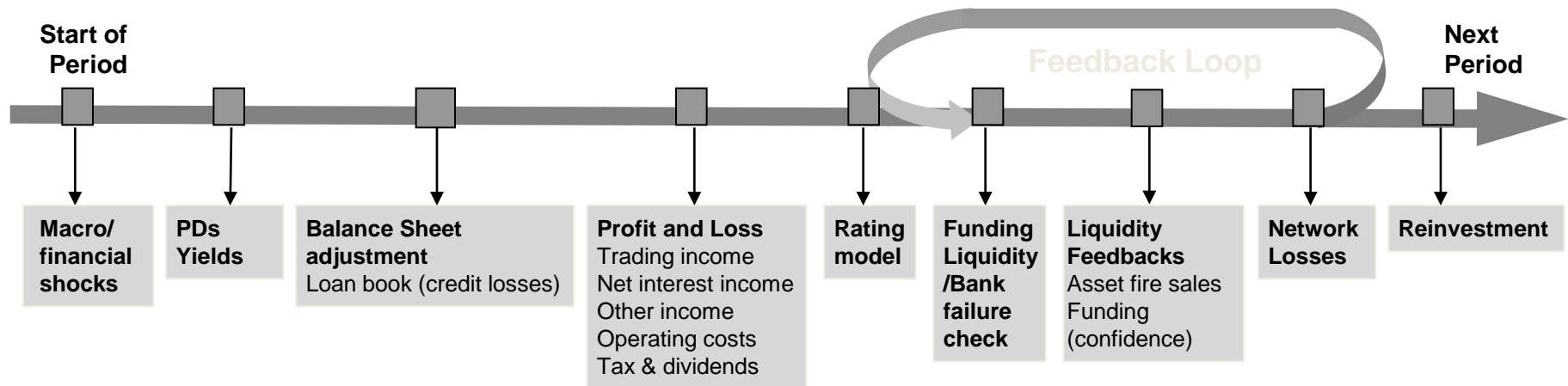
Source: Aikman, Alessandri, Eklund, Gai, Kapadia, Martin, Mora, Stern, Willison (BoE).

Total System Assets, Q12: With and Without Liquidity Risk and Feedbacks



Source: Aikman, Alessandri, Eklund, Gai, Kapadia, Martin, Mora, Stern, Willison (BoE).

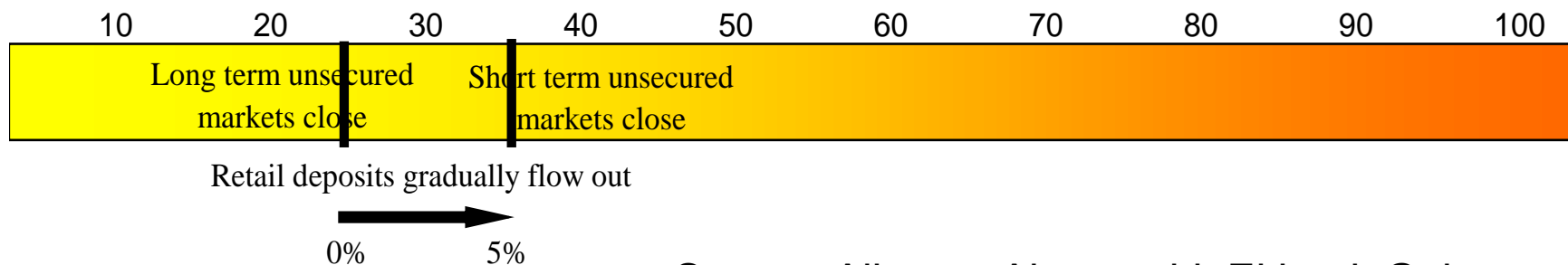
RAMSI Model Dynamics



Source: Aikman, Alessandri, Eklund, Gai, Kapadia, Martin, Mora, Stern, Willison (BoE).

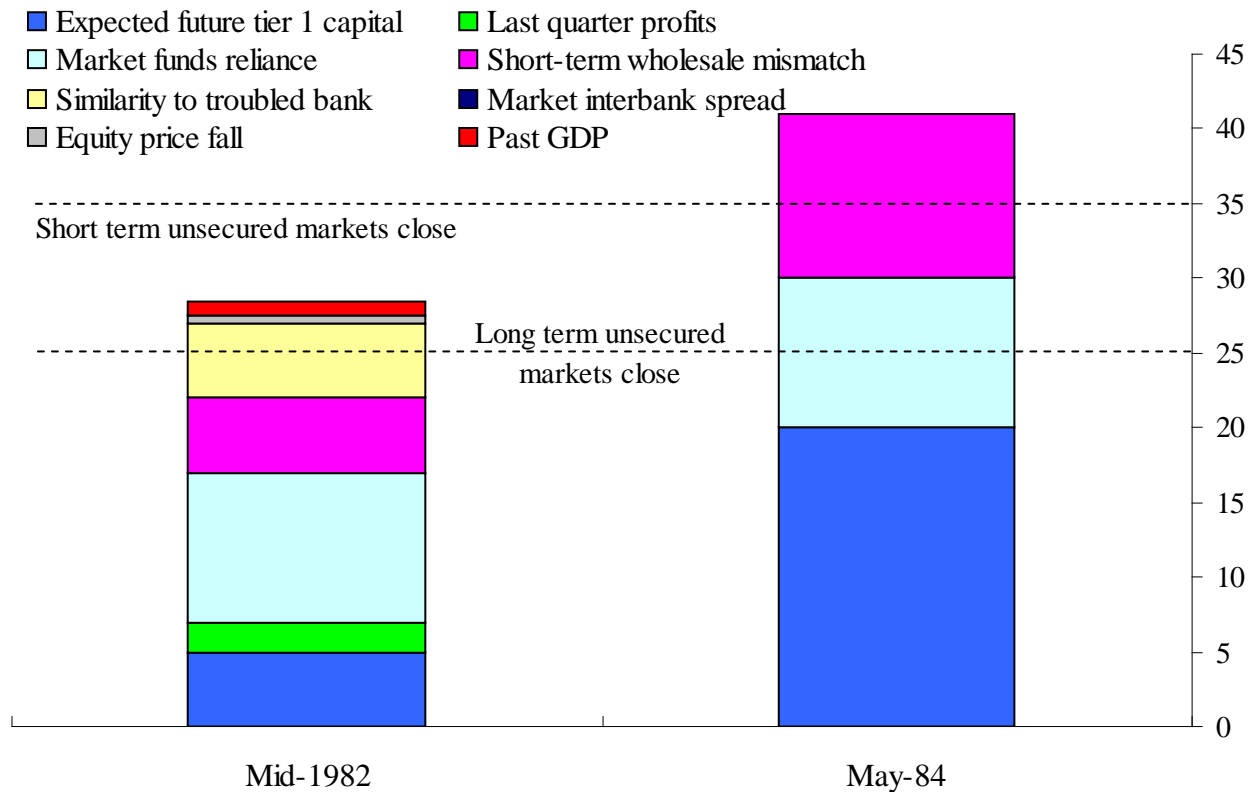
Closure of Funding Markets: A 'Danger Zone' Approach

- Information on individual institutions – as the information on the bank deteriorates, danger zone points accumulate.
- As the score crosses set thresholds, funding markets close to that institution.



Source: Aikman, Alessandri, Eklund, Gai, Kapadia, Martin, Mora, Stern, Willison (BoE).

Continental Illinois: Danger Zone Scores



Source: Aikman, Alessandri, Eklund, Gai, Kapadia, Martin, Mora, Stern, Willison (BoE).